



Karnataka State Higher Education Council

Online Affiliation System



➤ Introduction

Online Affiliation System

- The following Taskforce has been setup @ KSHEC for online Affiliation Process
 - Dr Ramesha Reddy N
 - Dr Thandava Gowda
 - Dr Bhagyavana S Mudigowdra
- The Taskforce has designed the College and LIC Data Forms
- The Forms are based on BCU and BU Forms, and NIC Affiliation Forms used during 2014-15
- Affiliation Software has been developed with the help from NIC team headed by Mr. Thangavelu.

Online Affiliation System

- Software is hosted in Karnataka State Data Center
- “https” protocol is used for Secured Data Communication
- OTP SMS is used for authentication and verification of users
- Central Helpline is available for Software Support
- Online Affiliation Application for 2021-22 is available @
<https://www.onlineaffiliation.karnataka.gov.in/Affiliation2122/>



➤ About Online System of Affiliation

Online Affiliation System

- Affiliation SW has over 400 Data fields
 - Covering College Basic Details, Courses, Faculty Profile, Building and Academic Infrastructure, Results and other quality related information
- 65 Evaluation Parameters have been identified
 - 8 Defined Parameters (As per KSU Act and UGC mandate)
 - 57 Scoring Parameters

Online Affiliation System

► 8 Defined Parameters

Sl. No.	Parameter	Minimum Value or Quantity Required
1	Land Available (Including Built-up Area)	0.5 acre in Mega and Metro Cities and Corporation limits 1 acre in other Urban areas and Taluka centers and 2 acre in other areas
2	Class rooms, Seminar halls and Library Area	7.5 sq ft/ student
3	Laboratory Area	10 square feet/ student
4	Book Bank for SC/ST Students	Should be Available
5	Sufficient Number of Books, as per UGC Guidelines	Total 1000 books or 100 books in different titles on each subject, whichever is more

Online Affiliation System

► 8 Defined Parameters

Sl. No.	Parameter	Minimum Value or Quantity Required
6	Corpus fund, as per UGC Regulations	Rs 15 lakh per Course-Combination (Science/Commerce/Arts) Rs 35 lakh per professional Course (MCA, MBA, BEd, BPEd, Med and MPEd)
7	Execution of bond as per UGC Regulations Para 3.4	Should be Executed
8	Teacher - Students Ratio	PG Programmes: <ul style="list-style-type: none">▪ 1:10 for Science, Media and Mass Communication▪ 1:15 for Humanities, Social Sciences and Commerce and Management. UG Programmes: <ul style="list-style-type: none">▪ 1:15 for Media and Mass Communication Studies▪ 1:25 for Science▪ 1:30 for Humanities, Social Sciences, Commerce and Management

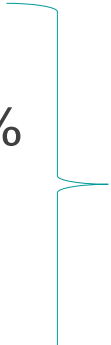
Online Affiliation System

- 59 Scoring Parameters, grouped under 4 Criteria
- Each Criteria carries a specific Weightage

Sl. No.	Criteria	Weightage	Number of Parameters	Maximum Score
1	Infrastructure Index (Class rooms, Laboratories, Library recourses ...)	30	25	130
2	Faculty Index (Teacher quality and number)	30	6	40
3	Process/Management Index (Academic and Administration support systems)	10	23	90
4	Student Performance Index (Results and Placement)	30	5	40
Total		100	59	300

Online Affiliation System

Decision Criteria: Minimum Weighted Score to be Secured by the College

- a) Continuation of Temporary Affiliation: 40%
 - b) Enhancement of Intake: 50%
 - c) Sanction of Additional Course/ Combination: 55%
 - d) Fresh Permanent Affiliation: 60%
 - e) Renewal of Permanent Affiliation: 70%
- + Compliance with all Defined Parameters
- 


► Different Logins and Roles

Online Affiliation SW provides for FIVE separate Logins




Login 1

College

A pink lightbulb icon with radiating lines, symbolizing an idea or innovation.


Login 2

University

A teal lightbulb icon with radiating lines, symbolizing an idea or innovation.


Login 3

LIC

A blue lightbulb icon with radiating lines, symbolizing an idea or innovation.

Login 4

Vice Chancellor

An orange lightbulb icon with radiating lines, symbolizing an idea or innovation.

Login 5

Government

A teal lightbulb icon with radiating lines, symbolizing an idea or innovation.

Online Affiliation System

➤ College Login

- Request for User ID and Password from University
- Registration of EXISTING COURSES for Affiliation of different types
- Registration for starting NEW COURSES
- Registration for opening NEW COLLEGE
- Apply for other typed of Affiliation, viz., Change of Name of College, Shifting of College, Change of Management ...
- Data and Document Upload
- Submission of Affiliation Application
- Generation of **College Report**

Online Affiliation System

➤ University Login

- Creation of User ID and Password for Colleges
- College and Course Management: Adding Missing Colleges, Courses and Combinations...
(College list and Courses and Combination details are adopted from State Scholarship Portal)
- Accept/ Reject Affiliation Application (verification of Affiliation FEE)
- Creation of LIC
- Mapping LIC to Colleges
- Download LIC Recommendations Reports
- Forward Proposals to the Government for further Approvals

Online Affiliation System

➤ LIC Login

- Each Committee is provided with a Login Credential
- Upload Verified Data during College visit
- Submission of LIC Observations Online
- Generation of **LIC Report**
- Make **Affiliation Recommendations** based on College Score

Online Affiliation System

- Vice Chancellor Login
 - Approving of **Score Card** and send College proposals to LIC for **Affiliation Recommendations** entry

Online Affiliation System

➤ Government Login

- Download proposals from Universities for granting approvals. Also download Documents submitted by Colleges and Universities.



➤ Affiliation Work Flow

Affiliation Work-flow

01 Request for User ID and Password by the Colleges (New Colleges)

02 Approval of College Requests and sending User ID and Password by Universities

University
Login

03 College Login by using User ID and Password (NEW and EXISTING Colleges)

College Login

04 Register all Existing Courses for affiliation

Steps in Affiliation Process

05

Register for NEW Courses for the year 2021-22

06

Upload Course-wise details such as existing intake & admission, enhancement of intake ...

07

Upload other details such as Faculty, land and building, Classrooms and laboratories

08

Upload student results, placement ...

Steps in Affiliation Process

09

Upload scanned documents

10

Read and understand declaration statements and Final Submission

11

Generate and Download College Report

12

Pay Affiliation fee and submit a set of signed copies of College Report to the university

Steps in Affiliation Process

13

Mapping LIC to the Colleges and schedule College visits, by University

University
Login

14

LIC College visit with a copy of “College Report”

15

Verification of records and facilities & uploading observation by LIC

LIC Login

16

Signing of “LIC Report” by the LIC and the College Principal

Steps in Affiliation Process

17 Submission of signed copy of “LIC Report” to the University

18 Approval of “College Score” by Vice Chancellor and Send Score to LIC

Vice
Chancellor
Login

19 “Affiliation Recommendations ENTRY” by LIC based on College Score

LIC Login

20 Approvals of Academic Council and Syndicate for Affiliation Recommendations by LIC

Steps in Affiliation Process

21

Issue Affiliation Orders to colleges or send to the Government for further Approvals

22

Government will download Proposals from Universities for processing

Government
Login